






















































































CHANNEL FITTINGS & PIPE HANGERS

	NO SPRING CHANNEL NUT			REGULAR SPRING CHANNEL NUT			SHORT SPRING CHANNEL NUT			LONG SPRING CHANNEL NUT					
4165 1/4-20	4168 3/8-16	4171 1/2-13	4118 1/4-20	4121 3/8-16	4124 1/2-13	4133 1/4-20	4136 3/8-16	4139 1/2-13	4104 1/4-20	4106 3/8-16	4109 1/2-13				
	TOP SPRING CHANNEL NUT			CONE CHANNEL NUT		UNIVERSAL PIPE CLAMPS									
4145 1/4-20	4147 3/8-16	4149 1/2-13	4145EZ 1/4-20	4147EZ 3/8-16	4149EZ 1/2-13	4301 1/2	4302 3/4	4303 1	4304 1-1/4	4305 1-1/2	4306 2				
RIGID PIPE CLAMPS									EMT PIPE CLAMPS						
4322 1/2	4323 3/4	4324 1	4325 1-1/4	4326 1-1/2	4327 2	4328 2-1/2	4329 3	4330 3-1/2	4331 1/2	4311 1/2	4312 1/2	4313 1	4314 1-1/4	4315 1-1/2	4316 2
	CUSHION PIPE CLAMPS			CUSHION TUBE CLAMPS			SQUARE CHANNEL WASHER								
4415 1	4417 1-1/2	4418 2	4435 5/8	4437 7/8	4439 1-1/8	4600 1/4 & 5/16	4601 3/8	4602 1/2	4616	4617	4621				
															
4625	4627	4628	4631	4641	4642	4649	4650	4653	4654	4657	467645				
															
467745	467845	467945	4683	4699	4703	4717	4744	4749	4768	4769	4771				
															
4772	4773	4774	4776	4777	478312	478612	4803	4804	4828	4829	4853MF				
	UNIVERSAL BEAM CLAMP				WIDE THROAT BEAM CLAMP			ROD INSULATOR BEAM CLAMP			SQUARE INSERT NUT				
5102-201 1/4	5103-201 3/8	5104-201 1/2	5105-201 5/8	5113-201 3/8	5114-201 1/2	5115-201 5/8	5130-202 1/4	5130-203 3/8	5130-204 1/2	4841 1/4	4842 3/8	4843 1/2			
			NEOPRENE END CAP FOR 1-5/8" CHANNEL				NEOPRENE ENDCAP FOR 13/16" CHANNEL								
4869	4870	4881GY GREY	4881R RED	4881W WHITE	4881Y YELLOW	4882GY GREY	4882R RED	4882W WHITE	4882Y YELLOW	4905	4930				
															
5404 SERIES	5407 SERIES	5304 SERIES	5305 SERIES	5500 SERIES	5125 SERIES	5220 SERIES	5246 SERIES	5210 SERIES	5200 SERIES	5707 SERIES	5721 SERIES	5718 SERIES	5780 SERIES	5781 SERIES	

AVAILABLE FINISHES/MATERIALS: EG, YELLOW ZINC, GREEN, HDG, ALUMINUM, STAINLESS STEEL